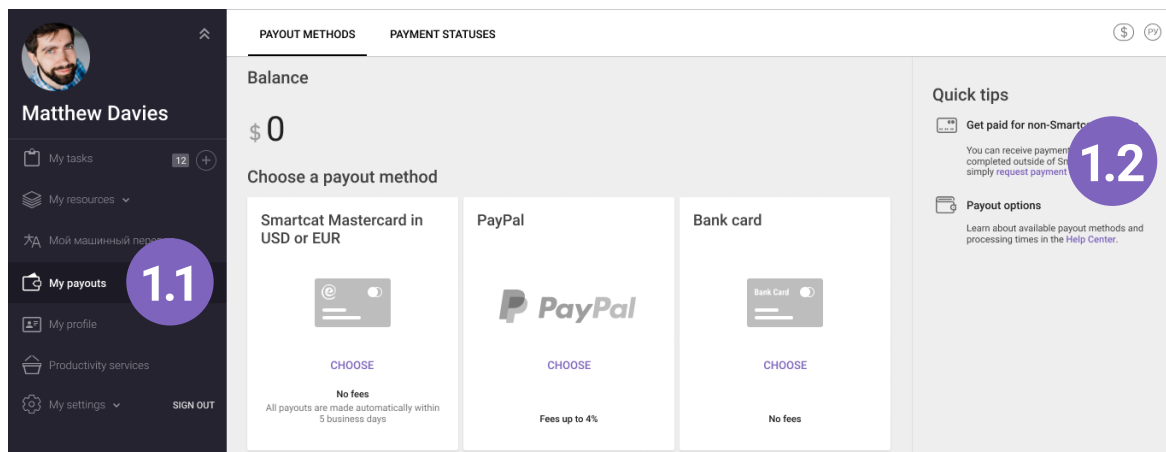


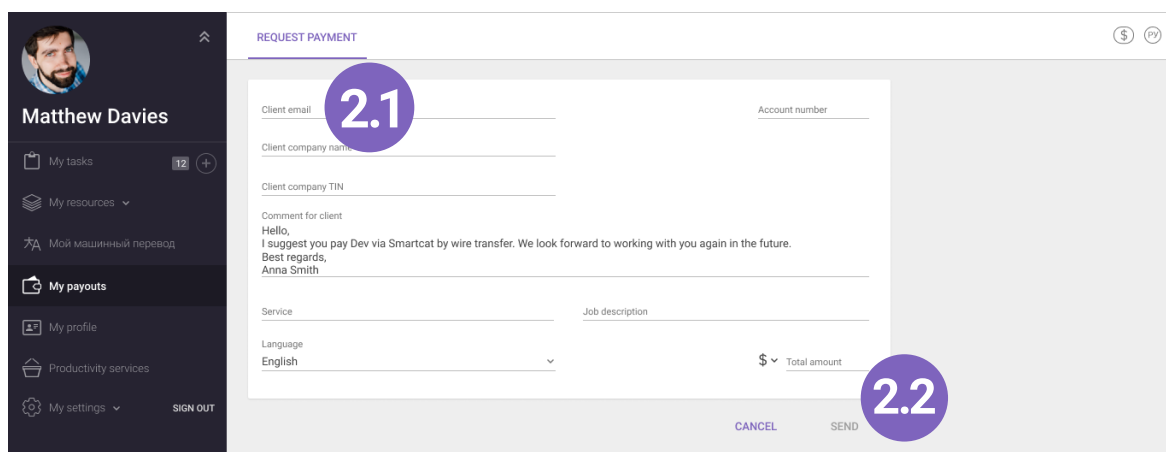
How it works

It's super-simple: you just fill out a short form with the job details

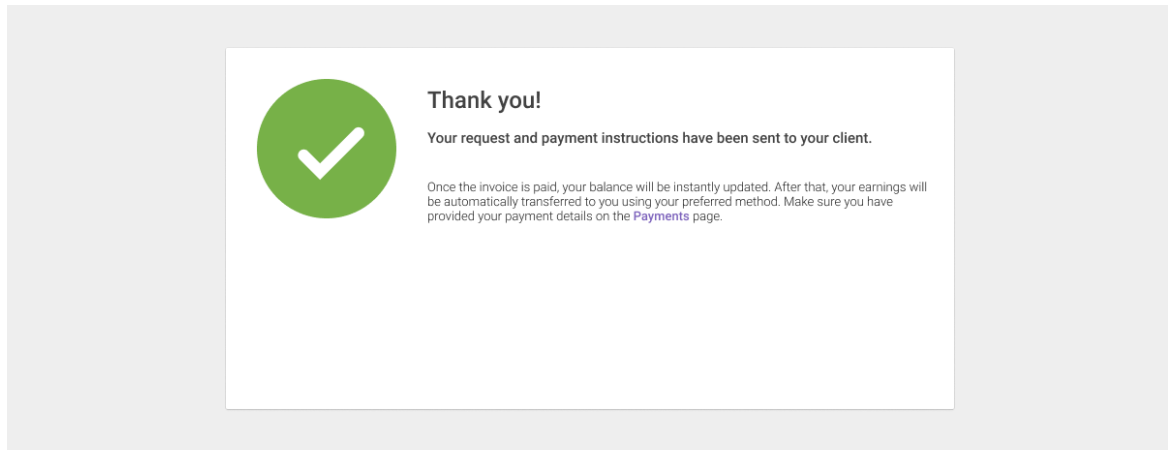
Click on *My payouts* in the left menu and then on *request payment* in the top right-hand corner (just under *Quick tips*).



Enter the necessary details in the *Request payment* form including the client's email address, the job description, the rate, quantity, and unit type. You can also edit the message for your client if you want. Check that all details are correct and click *Send*.



Your request will be sent to your client via email and all they have to do is follow the link to make the payment. Once the payment is made, the money will be credited to your Smartcat balance and automatically sent to you via your chosen payout method.



After that, Smartcat invites your customer to sign up – unless they've already done that – and pay your invoice by card or wire transfer.

Smartcat takes no commission from customers for this.

When the customer pays, the money is instantly added to your balance, and you can have it paid out to your bank card or bank account anywhere in the world.

Give It a Go!