

Enterprise-Class Infrastructure Visibility for Savvy IT Organizations

Next-gen visualizations and reporting to instantly see the health, connectivity, and capacity of your technology assets.

SEE MORE.
KNOW MORE.
DO MORE.

GALILEO OBSERVATORY

It's nearly impossible to manage the growing complexity for corporate on-prem and Cloud infrastructure. Most IT teams use a mix of tools to monitor and measure the health of their environment. However, this contributes to silos within an IT organization, delays incident resolution, and slows down your business.

The Galileo Observatory delivers health, connectivity, and capacity information at your fingertips for instant and simple visibility into your infrastructure.

Experience the ultimate enterprise-level monitoring solution with interactive 3D visualizations and controls that help to quickly understand and assess your environment and analyze its health. Automatic discovery and correlation of monitored assets allow you to immediately know what's connected to what.

Instant Answers to Your Most Critical Questions



WHAT DO I HAVE?

SEE MORE of your infrastructure with intuitive visuals that help you quickly identify all your environment assets.



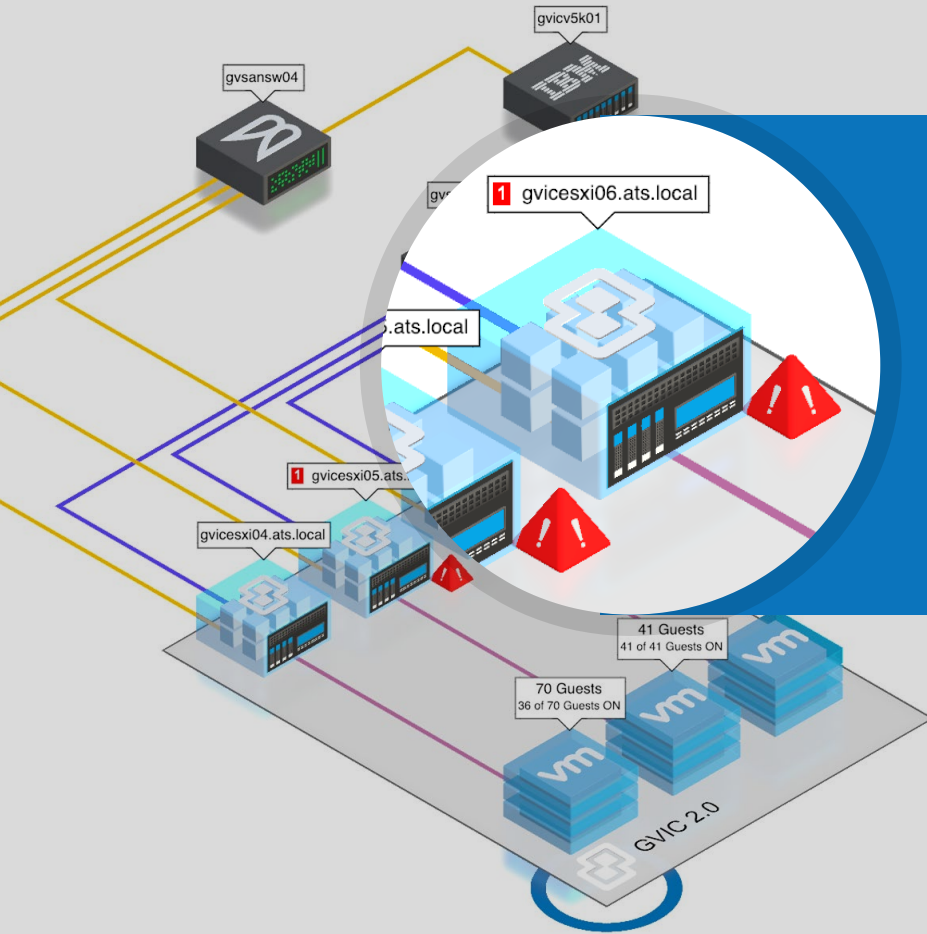
WHAT'S CONNECTED TO WHAT?

KNOW MORE with visuals that show how assets are connected, immediately helping you understand how they impact each other.



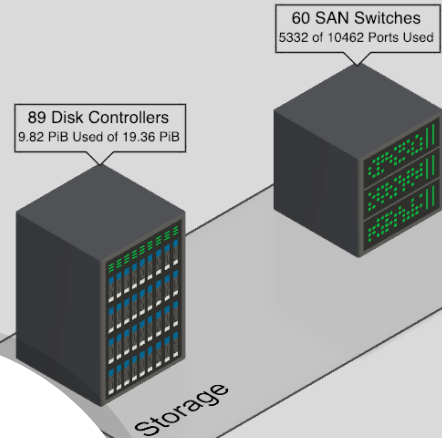
AM I HEALTHY?

DO MORE by spotting and remediating critical infrastructure issues with device health overlays, all in a single view.



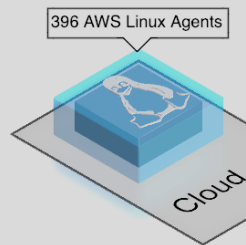
SEE EVERYTHING

See what you were never able to see before! Our interactive 3D engine automatically visualizes asset relationships, analyzes device health, and displays it in a single view so you can quickly remediate issues and get on with your day.



MISS NOTHING

Whether you need to see your on-premise infrastructure, your Cloud, or need to drill down to individual assets, the Observatory will make sure critical metrics for your entire environment are in plain sight.



OBSERVATORY FEATURES

Intuitive and Easily Accessible

Interactive 3D visualizations and controls that help to quickly understand and assess your environment	✓
Automatic discovery and correlation of monitored assets to immediately know what's connected to what	✓
Break down organizational silos with comprehensive views of your entire infrastructure	✓
Be up and running in minutes, not days or weeks with preconfigured agents designed by subject-matter experts	✓
White-Glove implementation ensures deployment is up-and-running quickly, providing the fastest time-to-value	✓
Automatically included with your Galileo deployment	✓

Comprehensive Insights and Analytics

Health overlays that help to quickly identify critical issues across your entire environment in a single plane of glass	✓
Actively monitor devices with intelligent thresholds, anomaly/problem detection, and highly flexible rules and definitions	✓
Deep dive into your metrics with interactive, customizable charts and exportable data	✓
Analytics data is kept forever and never rolled up or summarized	✓
Tag and group assets to visualize devices and perform analytics on specific workload or environments	✓

Securely Accessible

Data protection at all levels with strong encryption and multiple authentication methods	✓
Integration with third-party applications with access to different functions and methods	✓
Cross-network configuration provides exceptional availability and redundancy	✓

Outstanding Customer Support

Personalized training and support with an assigned Technical Advocate who knows the most about your environment and will provide customized skills transfer, strategic guidance, and personalized support	✓
---	---